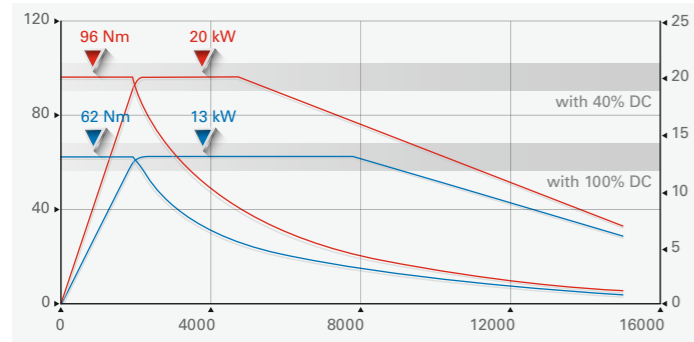
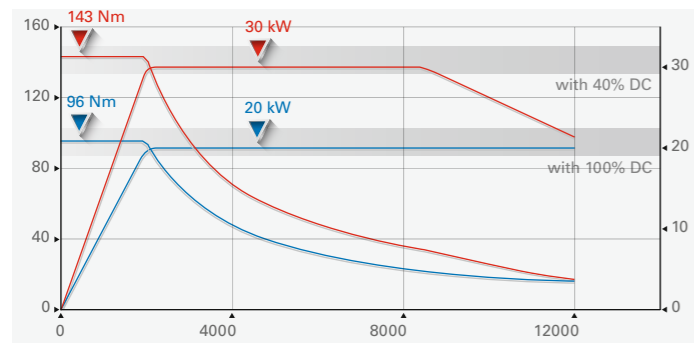


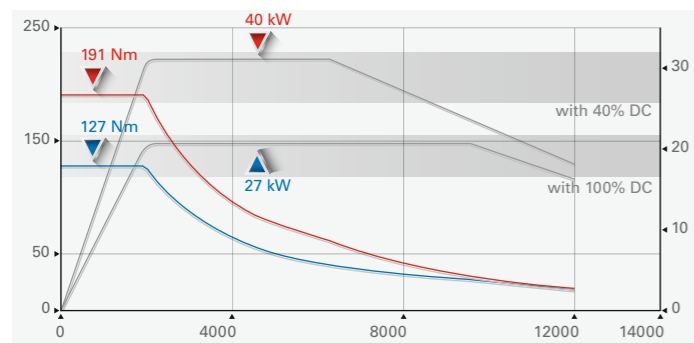
Diagrams – Spindle configurations



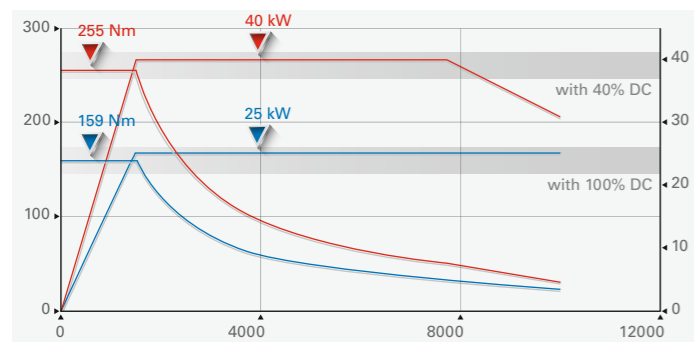
Particulars		Drive No. 100
Drive type		AC-hollow shaft motor
Max. torque		96 Nm with 40% DC 62 Nm with 100% DC
Max. power		20 kW with 40% DC 13 kW with 100% DC
Breakpoint speed		2000 rpm
Optional N _{max}		15000 rpm
Tool holding fixture		SK 40, opt. BT 40, HSK A63, C6



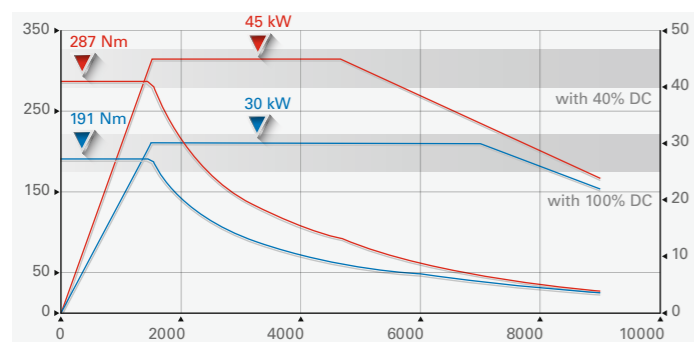
Particulars		Drive No. 110
Drive type		AC-hollow shaft motor
Max. torque		143 Nm with 40% DC 96 Nm with 100% DC
Max. power		30 kW with 40% DC 20 kW with 100% DC
Breakpoint speed		2000 rpm
Optional N _{max}		12000 rpm
Tool holding fixture		SK 40, opt. BT 40, HSK A63, C6



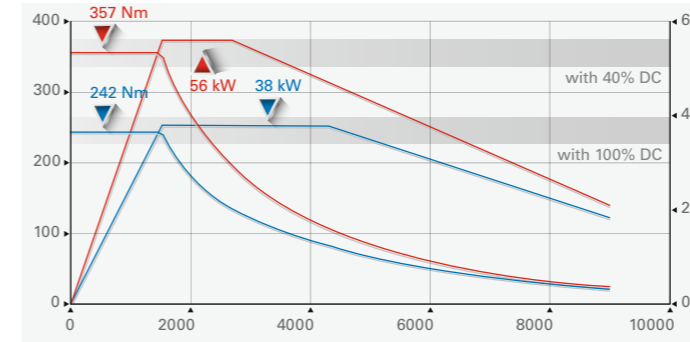
Particulars		Drive No. 111
Drive type		AC-hollow shaft motor
Max. torque		191 Nm with 40% DC 127 Nm with 100% DC
Max. power		40 kW with 40% DC 27 kW with 100% DC
Breakpoint speed		2000 rpm
Optional N _{max}		12000 rpm
Tool holding fixture		SK 40, opt. BT 40, HSK A63, C6



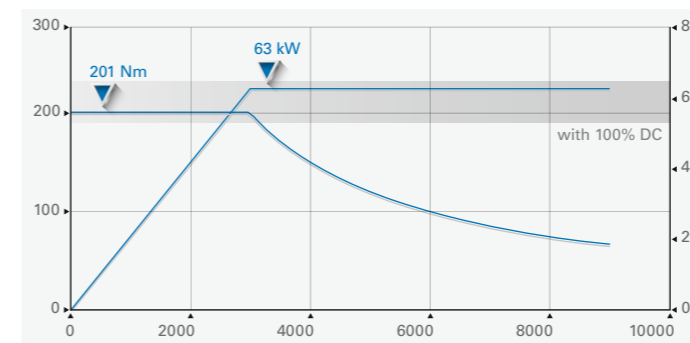
Particulars		Drive No. 113
Drive type		AC-hollow shaft motor
Max. torque		255 Nm with 40% DC 159 Nm with 100% DC
Max. power		40 kW with 40% DC 25 kW with 100% DC
Breakpoint speed		1500 rpm
Optional N _{max}		10000 rpm
Tool holding fixture		SK 40, opt. BT 40, HSK A63, C6



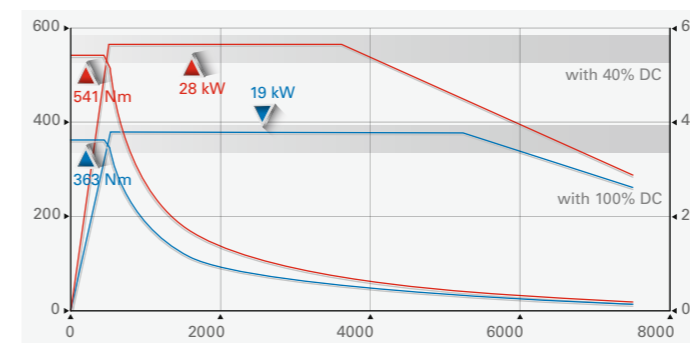
Particulars		Drive No. 131
Drive type		AC-hollow shaft motor
Max. torque		287 Nm with 40% DC 191 Nm with 100% DC
Max. power		45 kW with 40% DC 30 kW with 100% DC
Breakpoint speed		1500 rpm
Optional N _{max}		9000 rpm
Tool holding fixture		SK 50, opt. BT 50, HSK A100, C8



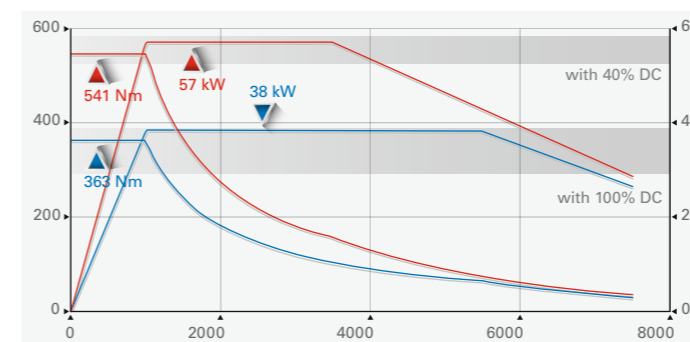
Particulars		Drive No. 133
Drive type		AC-hollow shaft motor
Max. torque		357 Nm with 40% DC 242 Nm with 100% DC
Max. power		56 kW with 40% DC 38 kW with 100% DC
Breakpoint speed		1500 rpm
Optional N _{max}		9000 rpm
Tool holding fixture		SK 50, opt. BT 50, HSK A100, C8



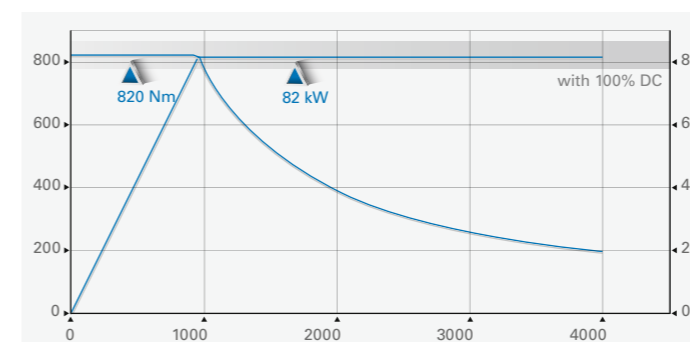
Particulars		Drive No. 140
Drive type		Synchronous hollow shaft motor
Max. torque		-
Max. power		201 Nm with 100 % DC -
Max. power		63 kW with 100% DC
Breakpoint speed		3000 rpm
Optional N _{max}		9000 rpm
Tool holding fixture		SK 50, opt. BT 50, HSK A100, C8



Particulars		Drive No. 161
Drive type		AC-hollow shaft motor
Max. torque		541 Nm with 40% DC 363 Nm with 100% DC
Max. power		28 kW with 40% DC 19 kW with 100% DC
Breakpoint speed		500 rpm
Optional N _{max}		7500 rpm
Tool holding fixture		SK 50, opt. BT 50, HSK A100, C8



Particulars		Drive No. 163
Drive type		AC-hollow shaft motor
Max. torque		541 Nm with 40% DC 363 Nm with 100% DC
Max. power		57 kW with 40% DC 38 kW with 100% DC
Breakpoint speed		1000 rpm
Optional N _{max}		7500 rpm
Tool holding fixture		SK 50, opt. BT 50, HSK A100, C8



Particulars		Drive No. 182
Drive type		Synchronous hollow shaft motor
Max. torque		-
Max. power		820 Nm with 100% DC -
Max. power		82 kW with 100% DC
Breakpoint speed		950 rpm
Optional N _{max}		4000 rpm
Tool holding fixture		SK 50, opt. BT 50, HSK A100, C8